

The...

Fall 1992

...

...

...

...

...

...

...

...

...

...

...


...

...

...

...

# ADMISSIONS/RETENTION SERVICES




College's enrollment management program provided an almost selective admissions process in history to both men and women transfers.



There are fewer new students (freshmen and transfers) enrolled this term when compared to last year - a greater proportion of the new








	275755 (49%)	2700 (48%)	2733 (47%)	Characteristics
Male	2827 (51%)	2965 (52%)	3049 (55%)	Male
Female	631 (12%)	680 (12%)	684 (12%)	Female



# THE KILBARDIN COUNTY COUNCIL DEVELOPMENT PLAN - Comparison of 1991, 1992 & 1993 Documents by Declared and Intended Major



# Stockton College of New Jersey

Fall 1980 - Fall 1983

## Total Applicants



Stockton College of New Jersey  
Application Statistics

### By State

Application Statistics

60,000

100


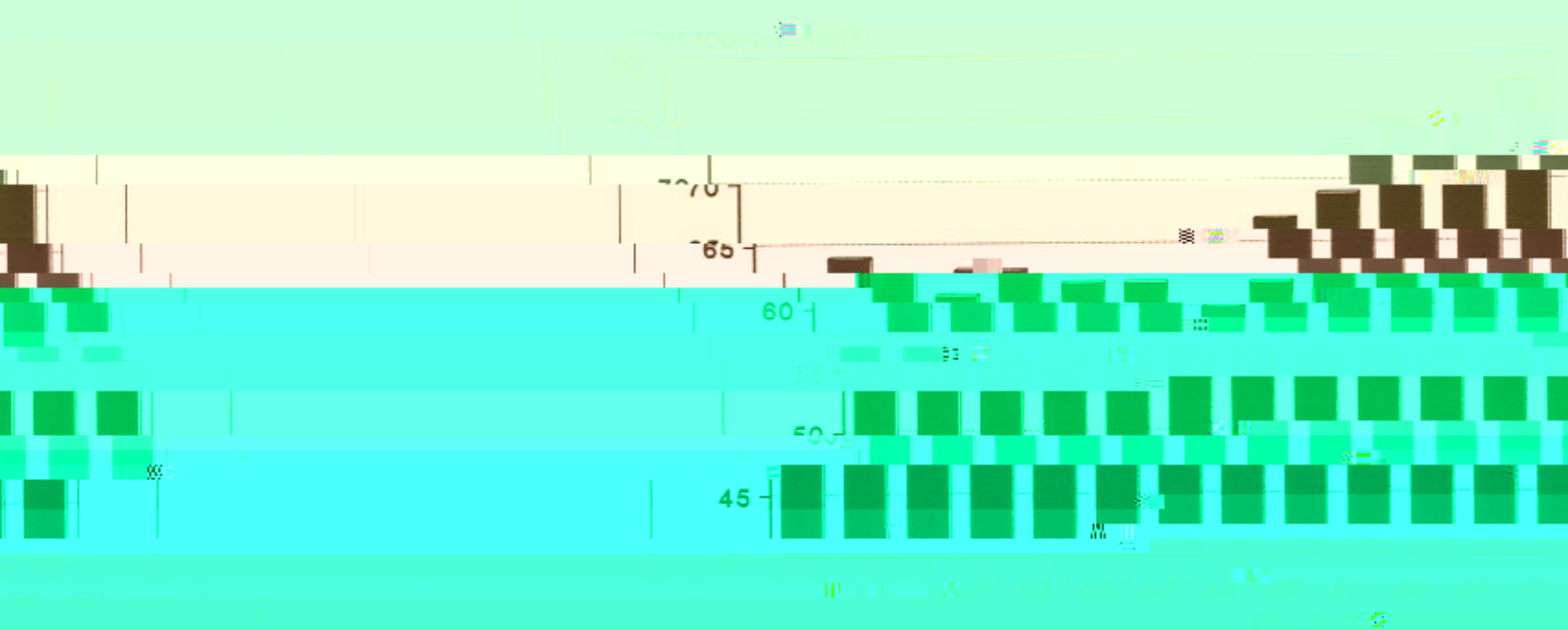
100% National  
100% New Jersey

100% National  
100% New Jersey

100%

100% National  
100% New Jersey

# Stockton College - Average High School Rank 1980-1993



### Stockton College of New Jersey Total Undergraduate Population (UDCT)

